

Local Authority Specific Annex 2020-2021

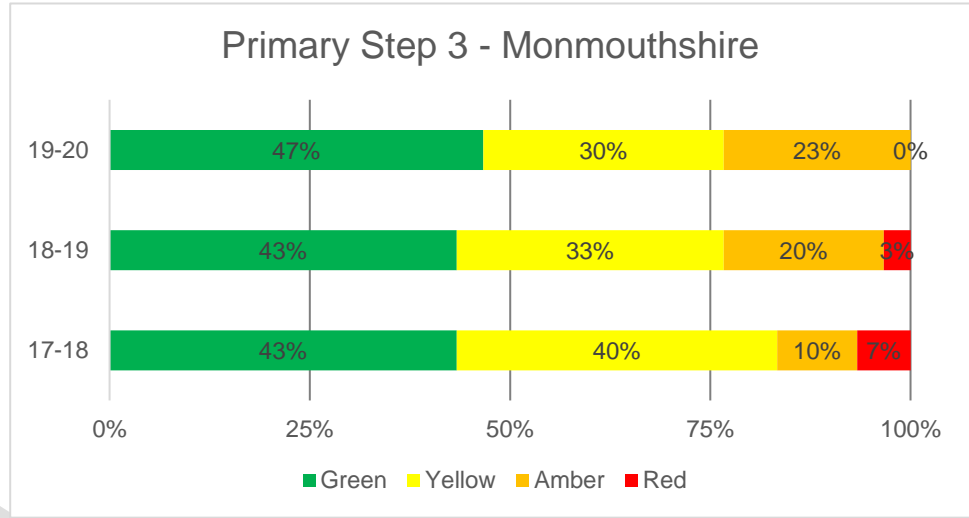
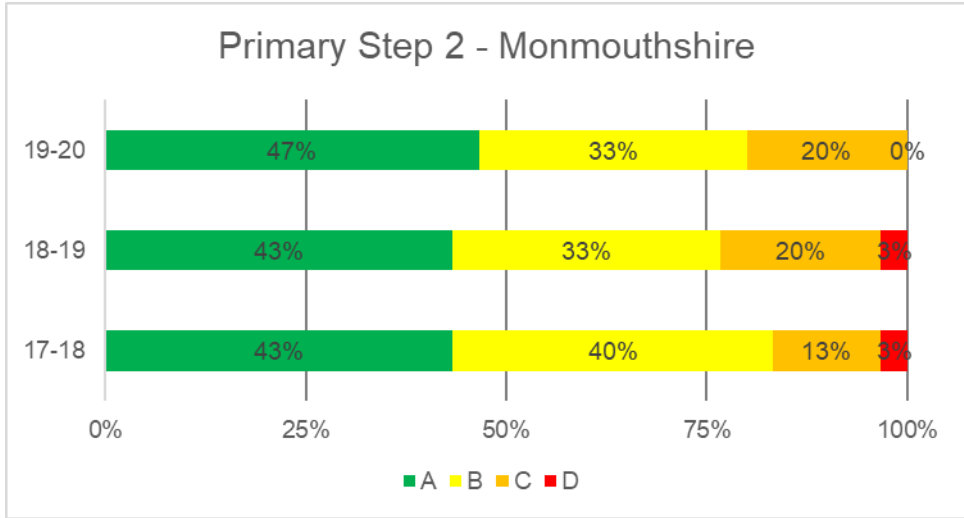
Local Authority: Monmouthshire

Summary of National Categorisation of schools in the Local Authority in 2016-2017, 2017-2018 and 2018-2019

Step 2 – Primary		Numbers of Schools				Percentage of Schools			
		D	C	B	A	D	C	B	A
Monmouthshire	17-18	1	4	12	13	3%	13%	40%	43%
	18-19	1	6	10	13	3%	20%	33%	43%
	19-20	0	6	10	14	0%	20%	33%	47%
South East Wales	17-18	2	17	83	88	1%	9%	44%	46%
	18-19	5	16	63	105	3%	8%	33%	56%
	19-20	6	11	55	117	3%	6%	29%	62%

Step 3 – Primary		Numbers of Schools				Percentage of Schools			
		D	C	B	A	D	C	B	A
Monmouthshire	17-18	2	3	12	13	7%	10%	40%	43%
	18-19	1	6	10	13	3%	20%	33%	43%
	19-20	0	7	9	14	0%	23%	30%	47%
South East Wales	17-18	8	14	81	87	4%	7%	43%	46%
	18-19	5	18	62	104	3%	10%	33%	55%
	19-20	6	13	54	116	3%	7%	29%	61%

Please note that Step 1 is no longer used, Step 2 is Leadership and Step 3 is Overall Support Category

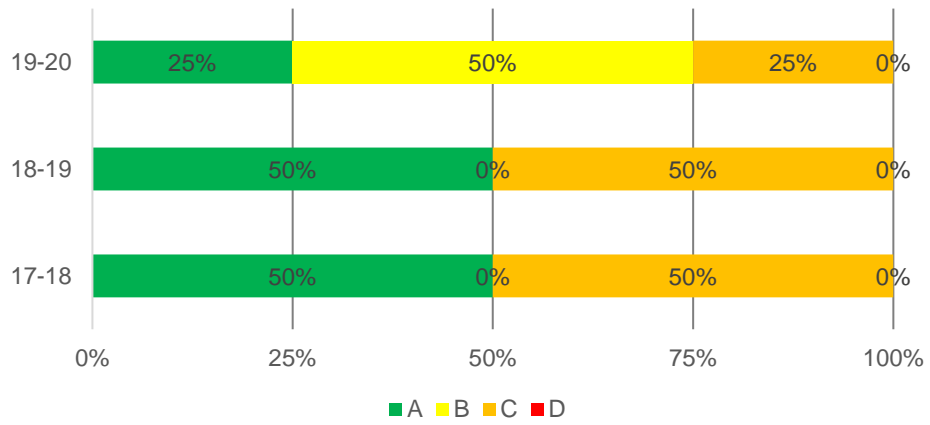


DRAFT

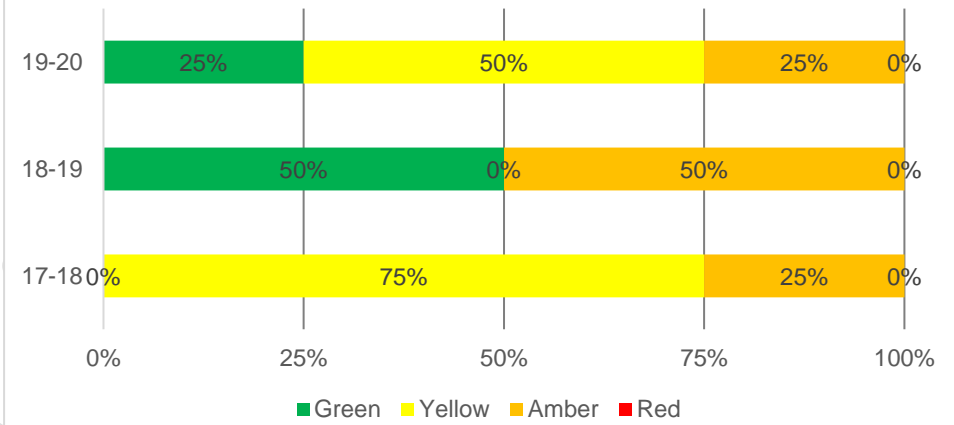
Step 2 – Secondary		Numbers of Schools				Percentage of Schools			
		D	C	B	A	D	C	B	A
Monmouthshire	17-18	0	2	0	2	0%	50%	0%	50%
	18-19	0	2	0	2	0%	50%	0%	50%
	19-20	0	1	2	1	0%	25%	50%	25%
South East Wales	17-18	6	14	7	6	18%	42%	21%	18%
	18-19	5	14	7	6	16%	44%	22%	19%
	19-20	7	8	10	7	22%	25%	31%	22%

Step 3 – Secondary		Numbers of Schools				Percentage of Schools			
		D	C	B	A	D	C	B	A
Monmouthshire	17-18	0	1	3	0	0%	25%	75%	0%
	18-19	0	2	0	2	0%	50%	0%	50%
	19-20	0	1	2	1	0%	25%	50%	25%
South East Wales	17-18	9	9	12	3	27%	27%	36%	9%
	18-19	6	14	6	6	19%	44%	19%	19%
	19-20	9	8	8	7	28%	25%	25%	22%

Secondary Step 2 - Monmouthshire



Secondary Step 3 - Monmouthshire



DRAFT

LA schools currently in any Estyn follow-up category

Phase	School	Date of last inspection	Date report published	Follow-up status of last inspection
Primary	Deri View Primary	Oct-18	Dec-18	Estyn Review
Primary	Goytre Fawr Primary	May-19	Jul-19	Estyn Review

Phase	School	Date of last inspection	Date report published	Follow-up status of last inspection
Secondary	Chepstow School	Sep-17	Nov-17	Estyn Review
Secondary	Caldicot School	Oct-18	Dec-18	Estyn Review

DRAFT

High Level Pupil Progress Analysis - 2019 - FP to KS2 / KS2 to KS3

LA/Region: Monmouthshire

Progress of pupils between FP and KS2

Subject	Matched Cohort	2+ levels of progress	1 level of progress
LLC - Welsh	43	93.0	7.0
LLC - English	795	93.7	6.2
Mathematics	839	93.0	7.0

Matching

2015 FP cohort	2019 KS2 cohort	%age of FP cohort matched	%age of KS2 cohort matched
44	44	97.7	97.7
869	915	91.5	86.9
913	915	91.9	91.7

* 2019 KS2 English cohort excludes Welsh Medium pupils to more accurately match the FP English cohort.

Progress of pupils between KS2 and KS3

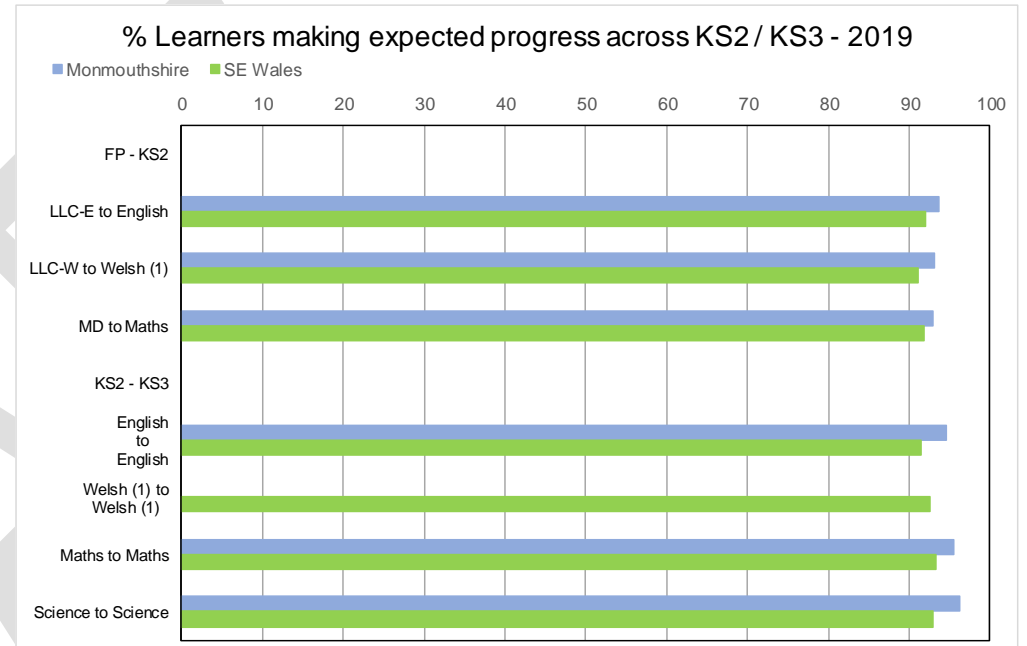
Subject	Matched Cohort	2+ levels of progress	1 level of progress	1+ levels of progress
Welsh 1st Lang.	0	-	-	-
English	688	51.7	42.9	94.6
Mathematics	689	61.7	33.8	95.5
Science	689	67.6	28.6	96.2

Matching

2016 KS2 cohort	2019 KS3 cohort	%age of KS2 cohort matched	%age of KS3 cohort matched
41	0	0.0	-
883	796	77.9	86.4
883	796	78.0	86.6
883	796	78.0	86.6

Summary

FP to KS2 Expected Progress (2 'Levels')	LLC-E to English	LLC-W to Welsh (1)	MD to Maths	
	93.7	93.0	93.0	
KS2 to KS3 Expected Progress (1 Level)	English to English	Welsh (1) to Welsh (1)	Maths to Maths	Science to Science
	94.6	-	95.5	96.2



LA summary and issues

- Strengthen leadership and teaching and learning capacity in identified schools to ensure that all pupils make appropriate progress from their starting points.
- Improve the outcomes for all vulnerable learners, particularly those eFSM, at the secondary stages (key stages 3 and 4) and at the higher levels.
- Reduce variance in outcomes between schools and departments particularly at key stage 4.
- Work with all stakeholders to develop effective mechanisms to help reduce the amount of exclusions.

Attendance/Exclusions

- There has been a decrease in primary attendance of 0.3pp since 2016, but an increase in secondary attendance. Both figures remain above that of Wales.
- There has been an increase in unauthorised absence at primary schools, but a slight decrease at secondary schools since 2016. Both figures are lower than Wales.

Exclusion figures are reported by LA

- There has been a decrease in the number of exclusions of 5 days or fewer at primary level, but a substantial increase in the number at secondary level. There has been a rise in the number of exclusions of 6 days or more at both primary and secondary level.
- There were no permanent exclusions in 2018/19 from primary schools.
- There have been 2 permanent exclusions in 2018/19 (compared to 6 since 2015/16: 5 in 2015/16; 1 in 2016/17, but none in 2017/18).

Inspection/Categorisation

- The percentage of schools judged at least Good for Standards of achievement was 83%. 67% of schools were judged Good or better for Well-being and attitudes to learning.
- The percentage of primary schools categorised green has remained stable in 2019/20. There are now no primaries in the red category, and the proportion of primaries in the amber category remain stable. Only one secondary school is now categorised as green, compared with two the previous year. However only one secondary school remains in amber, and one has moved from amber to yellow. There are no red secondaries.

Schools requiring Improvement 2019-2020 (Amber and Red Overall Categories of support)

The information below indicates the schools in the overall category of Amber or Red in the Local Authority in the academic year 2019-2020, that will require additional support. The support is in line with the guidance within the National Categorisation System and within the SEWC Intervention Framework 2019-2020. Each of these schools have a detailed Intervention or Support Plan, the progress each school makes over the next academic year will be captured through regular Education Improvement Boards (EIBs) or Intervention Meetings.

Schools requiring Amber levels of support	Schools requiring Red levels of support
Castle Park Primary	None
Chepstow School	
Deri View Primary	
Durand Primary	
Llandogo Primary	
Llantilio Pertholey VC Primary	
Rogiet Primary	
St Mary's RC Primary	

The content of this LA Annex has been agreed by:


LA Director / Chief Education Officer:

Mr Will McClean

Cabinet Member for Education:

Cllr Richard John

EAS Managing Director



Ms. Debbie Hartevelde

DRAFT